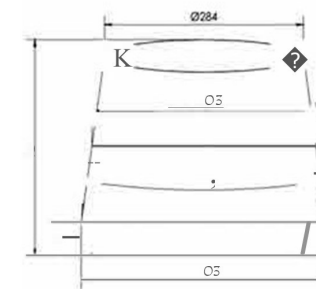
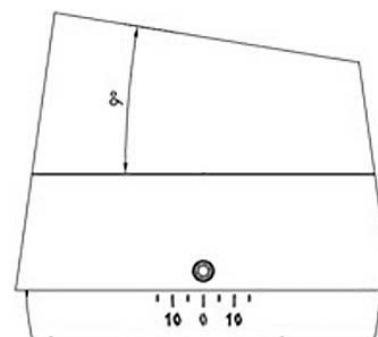
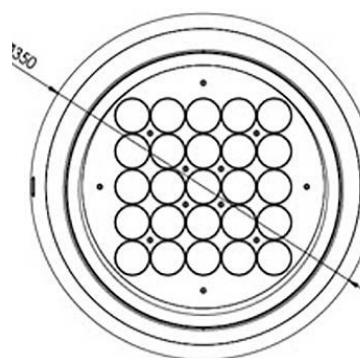
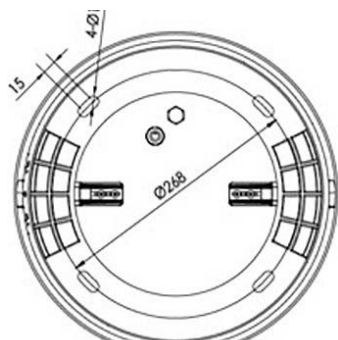


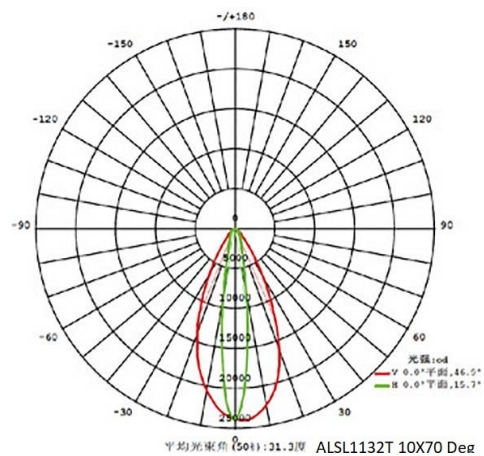
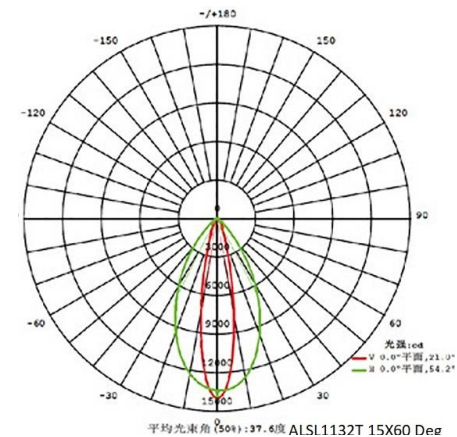
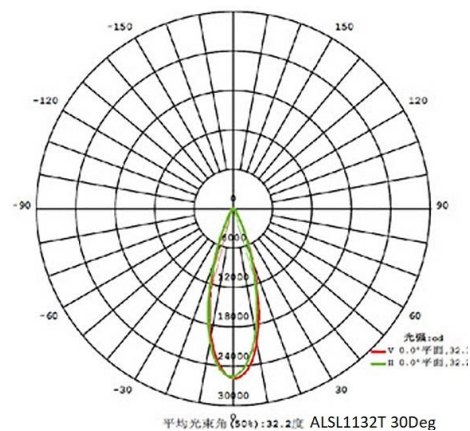
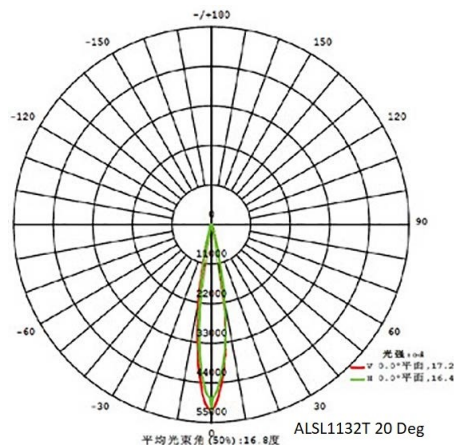
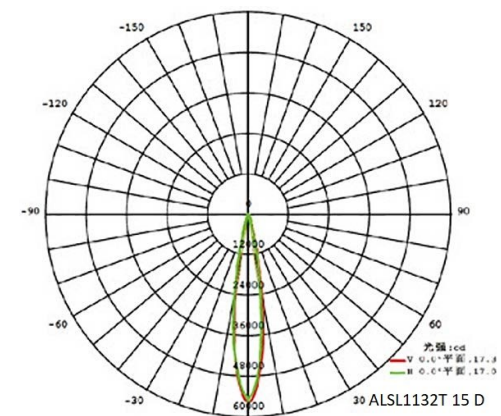
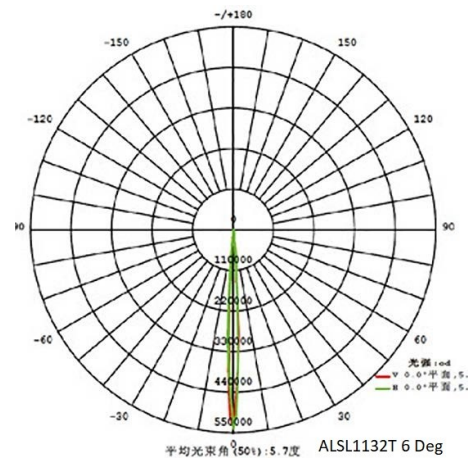
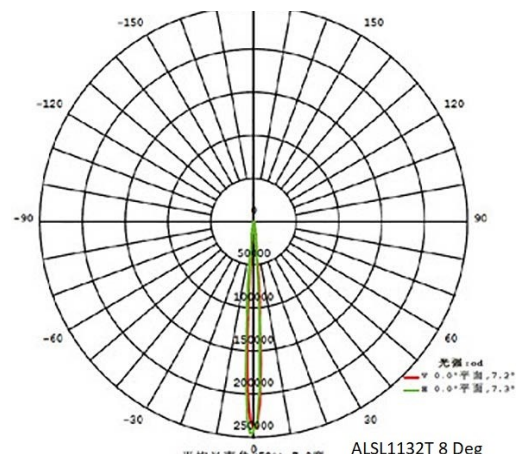
LED Tree Light

ALSL1132T



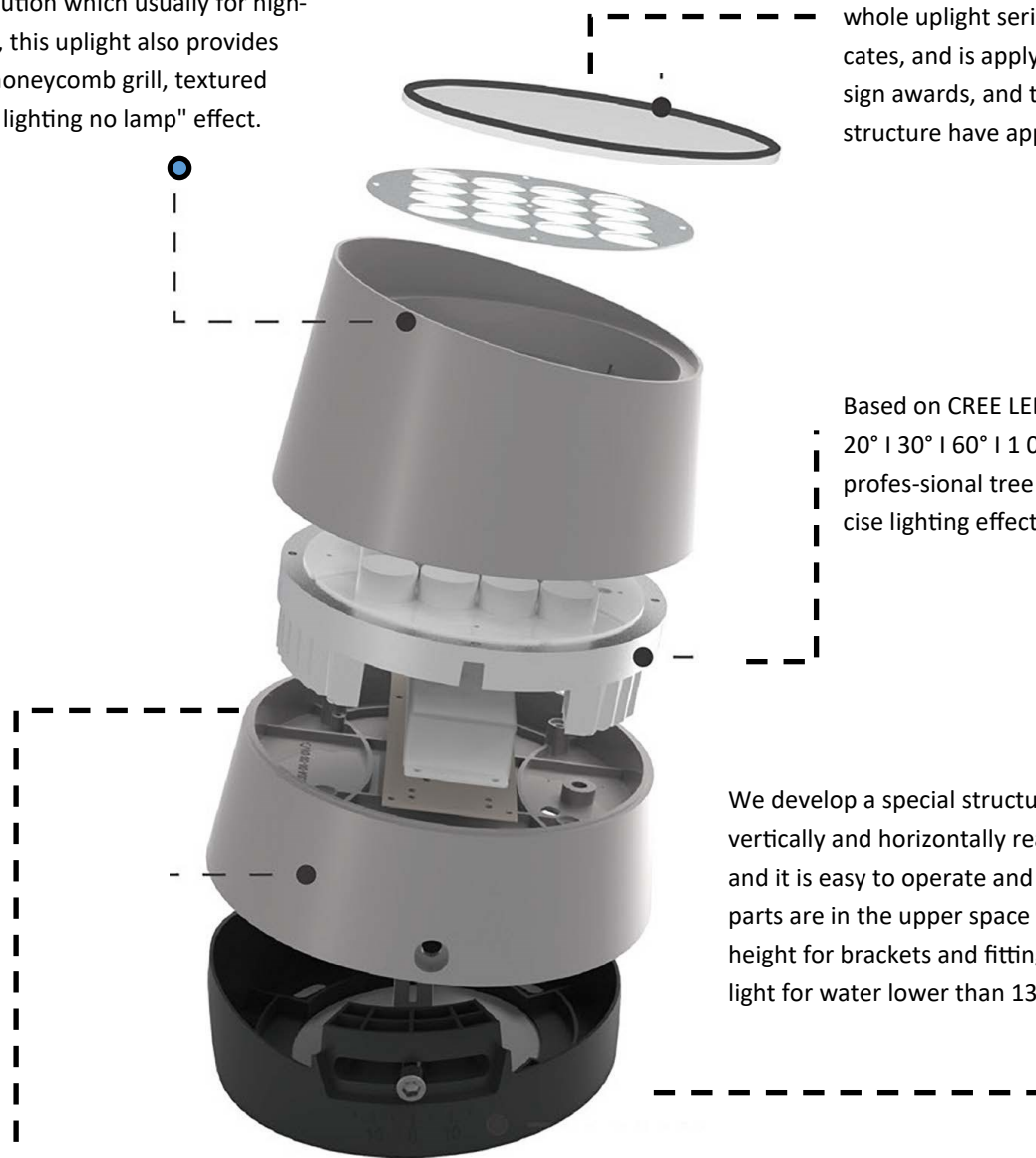
- 1, Patent owned design, fashion and beautiful appearance, adopt isolated two bodies design could have the separate heat dissipation fully ensure the stability and long lifespan of LED light.
- 2, With multiway rotate function of round support or "U" support available to meet the various occasions demands for outdoor projects.
- 3, Light body adopts high pressure die-casting aluminum, surface with fluorine carbon spraying. Lampshade adopts high strength toughened glass, resist the impact and friction.
- 4, Adopt American CREE original LED light source, high flus output, excellent consistency of light color; Constant current driver with PWM gray control installed inside, RGB gray level reaches to 65,536 degree equally, make the light result much beautiful.
- 5, Powerful DMX512 interface adopts high reliable bus connect, all has the function of automatic addressing.

Product Code	ALSL1132TE-25	ALSL1132TD-25	ALSL1132TF-24	ALSL1132TC-72
LED Brand	CREE XP-L	CREE XP-G3	CREE RGBW 4 IN 1	CREE XP-E2
LED Quantity	25 pcs	25 pcs	24 pcs	72 pcs
Rated Power	120W	85W	150W/200W	150W
Input Voltage	AC100-305V	AC100-305V	DC36V / AC100-3-05V	DC36V/AC100-305V
Frequency Range	50/60Hz	50/60Hz	50/60Hz	50/60Hz
Colour	Single	Single	RGBW	RGB
Beam Angle	2.6° 3.5° 12° 20° 30° 60° 10X70° 5X20°	2.6° 3.5° 12° 20° 30° 60° 10X70° 5X20°	15° 20° 30° 15X60°	5° 8° 12.5° 30° 10X60°
Control Mode	CC/DALI/0-10V	CC/DALI/0-10V	DMX512/RDM	DMX512/RDM
Life	50000H	50000H	50000H	50000H
IP Rating	IP66	IP66	IP66	IP66
Ambient Temperature	-25°C ~ 50°C	-25°C ~ 50°C	-25°C ~ 50°C	-25°C ~ 50°C
Ambient Humidity	10% ~90%	10% ~90%	10% ~90%	10% ~90%



With external 30 degree Integrated hood and internal anti-glare solution which usually for high-end museum lighting, this uplight also provides round-meshed grill, honeycomb grill, textured glass to get the "only lighting no lamp" effect.

Designed by SHYLON Europe Design Centre, whole uplight series have got CCC, CE, ETL certificates, and is applying for various Industrial design awards, and the optical design and body structure have applied for patent in China ..



Based on CREE LED chips, we develop 3.5° / 12° / 20° / 30° / 60° / 10X70° / 5X20° private lens for professional tree lighting, which can realize precise lighting effect .

We develop a special structure which can adjust 15deg by vertically and horizontally realized by two fixed points, and it is easy to operate and securely installed; All core parts are in the upper space of uplight, there is 130mm height for brackets and fitting parts, no influences on uplight for water lower than 130mm .

High pressure die casting aluminum light body with more than 2.5mm thickness; Patented internal and external combined heat dissipation design;

Imported silicone sealing ring ensures resistance to high/low temperature and aging; Double layer fluorocarbon coating provides a 10years ; Made in UV-resistant PC, Light base is suitable for long-term contact with the ground and has excellent corrosion resistance.



